

School Closure: Working From Home Student Guide

We have used a site called Trello to set all our school closure work on.

Students do not need to log on, they will be able to access their year groups work through the link on the academy's website.

All work set is revision from cycle 1 and 2. The only work to be completed electronically is MathsWatch and Educake.

All other work should be accessed and displayed via Trello but completed on their A4 pad of paper and where the answers are provided they should self-mark their work.

Student Work Areas

Year 11 - Working From Home

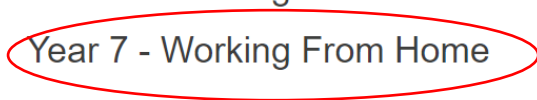
Year 10 - Working From Home

Year 9 - Working From Home

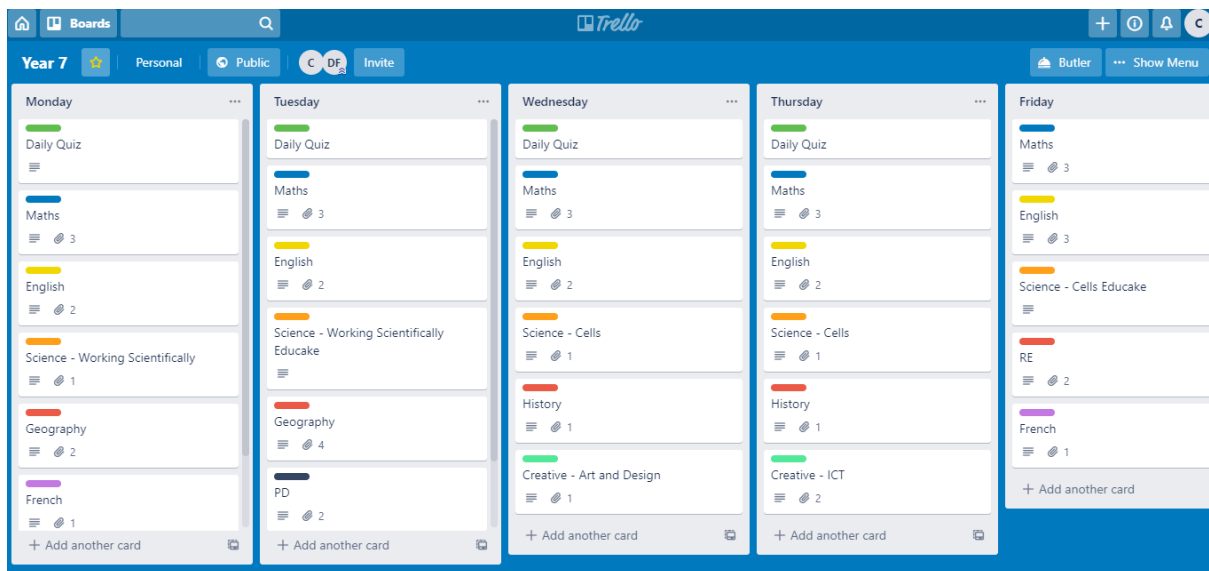
Year 8 - Working From Home

Year 7 - Working From Home

Click on your year group

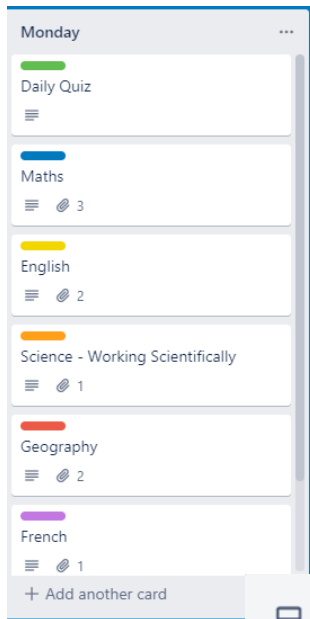


You should now see a screen detailing the work to be completed on each day



The screenshot shows a Trello board titled 'Year 7'. The board is organized into columns for each day of the week: Monday, Tuesday, Wednesday, Thursday, and Friday. Each day's column contains a list of work cards, each with a colored header and a list of tasks. The tasks include 'Daily Quiz', 'Maths', 'English', 'Science - Working Scientifically', 'Science - Cells', 'History', 'Geography', 'Creative - Art and Design', 'Creative - ICT', 'RE', and 'French'. Each card also shows a small icon representing the number of items in the list. The board is set to 'Public' and is shared with 'Butler'.

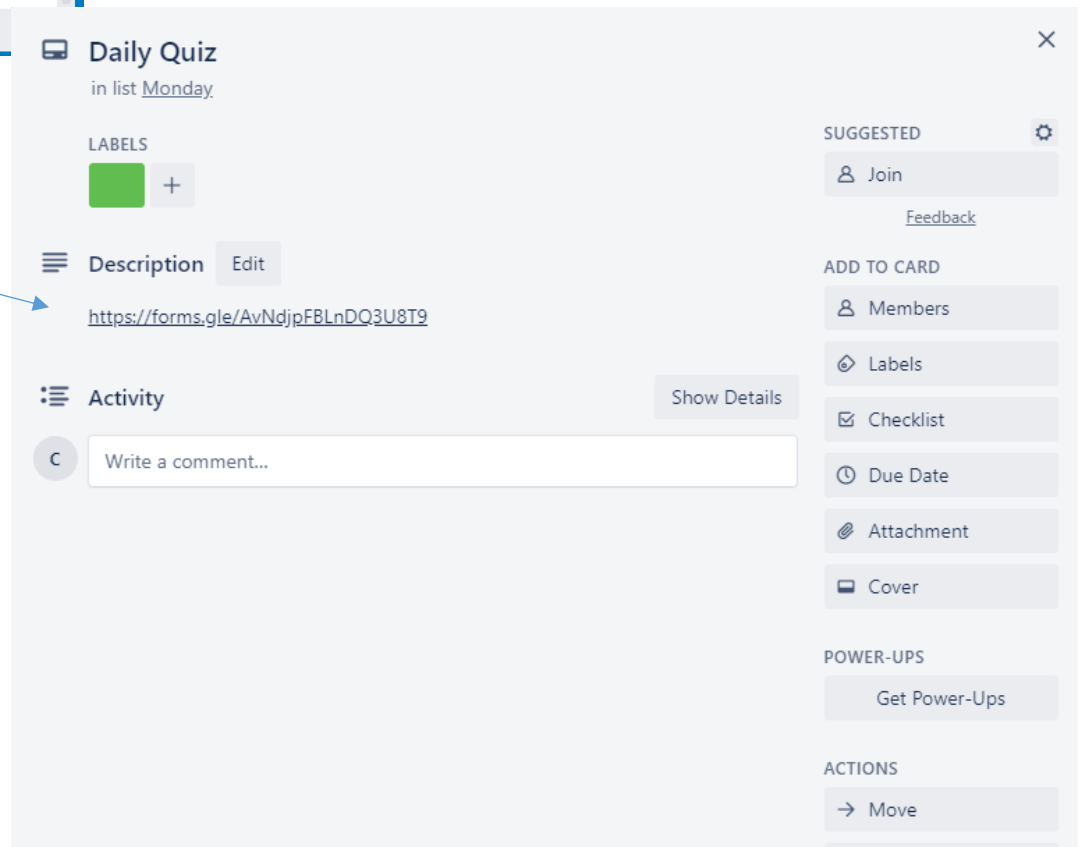
1. Complete the daily quiz



Click on the daily quiz



Click on the link



Daily Quiz
in list Monday

LABELS
[Green Label] +

Description Edit
<https://forms.gle/AvNdjpFBLnDQ3U8T9>

Activity Show Details

Write a comment...

SUGGESTED ⚙️
Join Feedback

ADD TO CARD
Members
Labels
Checklist
Due Date
Attachment
Cover

POWER-UPS
Get Power-Ups

ACTIONS
Move

Year 7 Cycle 2 Week 11 - Monday (English)

* Required

Fill in your name and
learning number

Type your name. *

Your answer

Type your learner number. *

Your answer

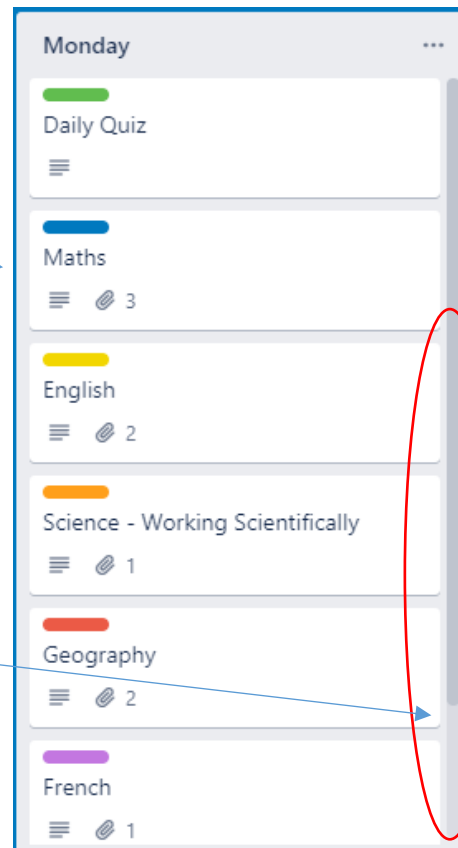
Complete the multiple choice quiz and click

Submit

2. Complete the attached work for all other lessons

Now click on the next lesson

Ensure you scroll to the bottom



Monday

- Daily Quiz
- Maths (3)
- English (2)
- Science - Working Scientifically (1)
- Geography (2)
- French (1)

A red oval highlights the vertical scrollbar on the right side of the list, indicating that the user should scroll to the bottom of the list.

Read the instructions

Description Edit

▶ Watch the MathsWatch clip then try the worksheet (ws).
Check your answers (Solutions)

Click and complete the
attached resources

- Attachments**
- LINK** **MathsWatch** ↗
Added 18 Mar at 13:51 - [Comment](#) - [Remove](#) - [Edit](#)
 - PDF** **4-sequences-ws.pdf** ↗
Added 18 Mar at 13:50 - [Comment](#) - [Delete](#) - [Edit](#)
 - PDF** **4-sequences solutions.pdf** ↗
Added 18 Mar at 13:50 - [Comment](#) - [Delete](#) - [Edit](#)

SUGGESTED ⚙️

👤 Join
[Feedback](#)

ADD TO CARD

👤 Members

🔖 Labels

☑ Checklist

🕒 Due Date

📎 Attachment

📄 Cover

POWER-UPS

🔌 Get Power-Ups

ACTIONS

➔ Move